

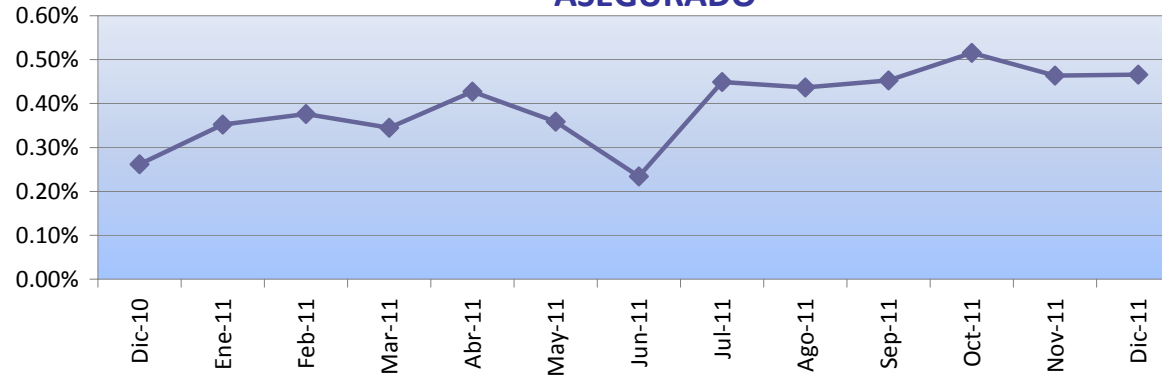
MES	2000			2001			2002		
	VR. UNIDAD	Rentab efectiva mes	Rentab últimos 12M.	VR. UNIDAD	Rentab efectiva mes	Rentab últimos 12M.	VR. UNIDAD	Rentab efectiva mes	Rentabilidad últimos 12M.
ENE.	1,215.48	1.037%	19.091%	1,361.17	0.778%	11.99%	1,491.82	0.721%	9.60%
FEB.	1,227.24	0.967%	18.036%	1,372.02	0.797%	11.80%	1,502.22	0.698%	9.49%
MAR.	1,237.96	0.874%	17.168%	1,382.75	0.782%	11.70%	1,512.35	0.674%	9.37%
ABR.	1,249.72	0.950%	16.497%	1,393.56	0.782%	11.51%	1,522.08	0.643%	9.22%
MAYO	1,262.51	1.024%	16.041%	1,404.46	0.782%	11.24%	1,531.46	0.643%	9.04%
JUN.	1,276.19	1.084%	15.548%	1,415.54	0.790%	10.92%	1,540.72	0.577%	8.84%
JUL.	1,290.20	1.098%	14.951%	1,426.83	0.797%	10.59%	1,549.61	0.577%	8.60%
AGO.	1,304.04	1.072%	14.383%	1,438.21	0.797%	10.29%	1,558.68	0.585%	8.38%
SEPT.	1,317.87	1.060%	13.915%	1,448.80	0.736%	9.94%	1,567.73	0.581%	8.21%
OCT.	1,329.88	0.911%	13.367%	1,459.57	0.744%	9.75%	1,576.90	0.585%	8.04%
NOV.	1,340.48	0.798%	12.764%	1,470.32	0.736%	9.69%	1,585.76	0.561%	7.85%
DIC.	1,350.66	0.759%	12.273%	1,481.14	0.736%	9.66%	1,594.85	0.573%	7.68%

MES	2003			2004			2005		
	VR. UNIDAD	Rentab efectiva mes	Renta últimos 12M.	VR. UNIDAD	Rentab efectiva mes	Rentab últimos 12M.	VR. UNIDAD	Rentab efectiva mes	Rentab últimos 12M.
ENE.	1,604.61	0.612%	7.560%	1,719.08	0.521%	7.13%	1,869.34	0.752%	8.741%
FEB.	1,614.63	0.624%	7.480%	1,727.95	0.516%	7.02%	1,896.37	1.446%	9.747%
MAR.	1,625.01	0.643%	7.450%	1,736.47	0.493%	6.86%	1,892.18	-0.221%	8.967%
ABR.	1,635.47	0.643%	7.450%	1,744.75	0.476%	6.68%	1,914.66	1.189%	9.739%
MAYO	1,645.99	0.643%	7.480%	1,753.79	0.518%	6.55%	1,929.79	0.790%	10.036%
JUN.	1,656.58	0.643%	7.520%	1,763.02	0.526%	6.42%	1,945.62	0.820%	10.357%
JUL.	1,666.60	0.604%	7.550%	1,770.48	0.423%	6.23%	1,959.15	0.695%	10.657%
AGO.	1,676.09	0.569%	7.530%	1,788.51	1.019%	6.71%	1,972.17	0.665%	10.269%
SEPT.	1,685.17	0.542%	7.490%	1,803.11	0.816%	7.00%	2,000.34	1.428%	10.938%
OCT.	1,693.57	0.499%	7.400%	1,820.01	0.937%	7.47%	2,007.80	0.373%	10.318%
NOV.	1,701.88	0.491%	7.320%	1,842.16	1.217%	8.24%	2,022.56	0.735%	9.793%
DIC.	1,710.16	0.487%	7.230%	1,855.39	0.718%	8.49%	2,027.80	0.259%	9.292%

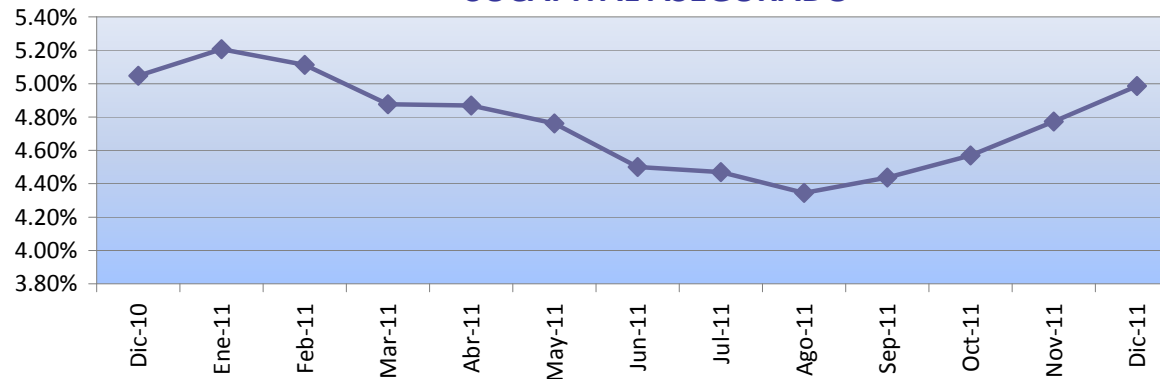
MES	2006			2007			2008		
	VR. UNIDAD	Rentab efectiva mes	Rentab últimos 12M.	VR. UNIDAD	Rentab efectiva mes	Rentab últimos 12M.	VR. UNIDAD	Rentab efectiva mes	Rentab últimos 12M.
ENE.	2,037.94	0.500%	9.02%	2,040.02	0.233%	0.102%	2,141.63	0.596%	4.98%
FEB.	2,045.07	0.350%	7.84%	2,041.32	0.064%	-0.183%	2,155.43	0.644%	5.59%
MAR.	2,039.06	-0.294%	7.76%	2,045.23	0.192%	0.303%	2,170.50	0.699%	6.13%
ABR.	2,036.92	-0.105%	6.39%	2,051.19	0.291%	0.700%	2,186.44	0.734%	6.59%
MAYO	2,024.97	-0.587%	4.93%	2,060.78	0.468%	1.768%	2,202.67	0.742%	6.89%
JUN.	2,004.39	-1.016%	3.02%	2,066.72	0.288%	3.110%	2,216.19	0.614%	7.23%
JUL.	2,004.73	0.017%	2.33%	2,073.80	0.342%	3.445%	2,231.65	0.697%	7.61%
AGO.	2,017.70	0.647%	2.31%	2,081.59	0.376%	3.166%	2,251.92	0.908%	8.18%
SEPT.	2,024.86	0.355%	1.23%	2,094.28	0.610%	3.429%	2,272.83	0.928%	8.53%
OCT.	2,028.75	0.192%	1.04%	2,107.32	0.623%	3.873%	2,292.95	0.885%	8.81%
NOV.	2,031.59	0.140%	0.45%	2,116.20	0.421%	4.165%	2,316.49	1.027%	9.46%
DIC.	2,035.29	0.182%	0.37%	2,128.95	0.602%	4.602%	2,340.86	1.052%	9.95%

MES	2009			2010			2011		
	VR. UNIDAD	Rentab efectiva mes	Rentab últimos 12M.	VR. UNIDAD	Rentab efectiva mes	Rentab últimos 12M.	VR. UNIDAD	Rentab efectiva mes	Rentab últimos 12M.
ENERO	2,366.66	1.10%	10.51%	2,576.95	0.20%	8.89%	2,711.13	0.35%	5.21%
FEBRERO	2,392.07	1.07%	10.98%	2,588.96	0.47%	8.23%	2,721.32	0.38%	5.11%
MARZO	2,423.88	1.33%	11.67%	2,603.78	0.57%	7.42%	2,730.72	0.35%	4.88%
ABRIL	2,447.85	0.99%	11.96%	2,615.04	0.43%	6.83%	2,742.38	0.43%	4.87%
MAYO	2,475.04	1.11%	12.37%	2,627.11	0.46%	6.14%	2,752.20	0.36%	4.76%
JUNIO	2,496.56	0.87%	12.65%	2,639.83	0.48%	5.74%	2,758.64	0.23%	4.50%
JULIO	2,512.13	0.62%	12.57%	2,652.47	0.48%	5.59%	2,771.03	0.45%	4.47%
AGOSTO	2522.97	0.43%	12.04%	2,667.27	0.56%	5.72%	2,783.14	0.44%	4.34%
SEPTIEMBRE	2,529.61	0.26%	11.30%	2,676.97	0.36%	5.83%	2,795.74	0.45%	4.44%
OCTUBRE	2,543.09	0.53%	10.91%	2,687.37	0.39%	5.67%	2,810.16	0.52%	4.57%
NOVIEMBRE	2,561.36	0.72%	10.57%	2,694.56	0.27%	5.20%	2,823.18	0.46%	4.77%
DICIEMBRE	2,571.83	0.41%	9.87%	2,701.62	0.26%	5.05%	2,836.34	0.47%	4.99%

RENTABILIDAD MENSUAL FONDO DE AHORRO SUCAPITAL ASEGURADO



RENTABILIDAD ÚLTIMOS 12 MESES FONDO DE AHORRO SUCAPITAL ASEGURADO

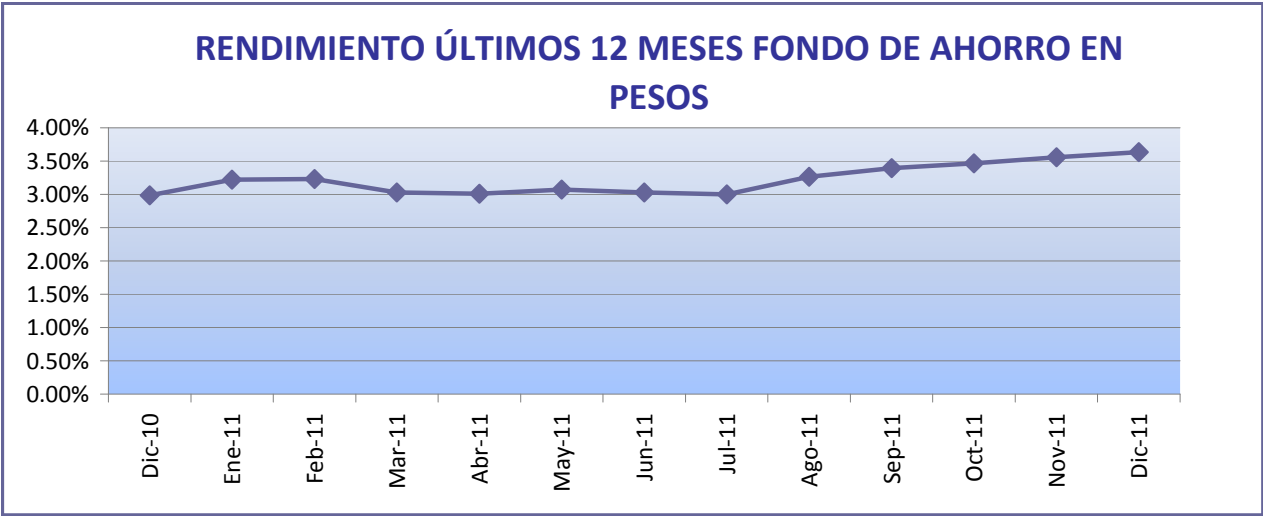
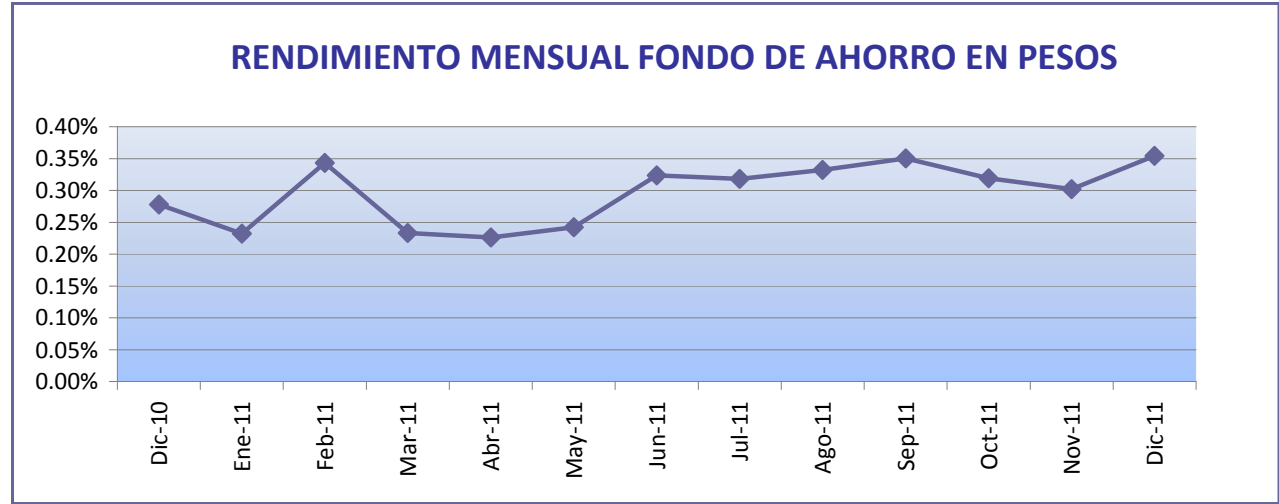


MES	2001			2002			2003		
	VR. UNIDAD	Rentab. efectiva mes	Rentab. últimos 12M.	VR. UNIDAD	Rentab. efectiva mes	Rentab. últimos 12M.	VR. UNIDAD	Rentab. efectiva mes	Rentab. últimos 12M.
ENE.	--	--	--	1,039.79	0.851%	--	1,132.44	0.794%	8.91%
FEB.	--	--	--	1,047.69	0.759%	--	1,141.47	0.797%	9.95%
MAR.	--	--	--	1,055.52	0.748%	--	1,150.44	0.786%	8.99%
ABR.	--	--	--	1,063.22	0.729%	--	1,159.48	0.786%	9.05%
MAYO	--	--	--	1,070.40	0.676%	--	1,168.77	0.801%	9.19%
JUN.	--	--	--	1,076.67	0.585%	--	1,178.09	0.797%	9.42%
JUL.	--	--	--	1,082.96	0.585%	--	1,186.58	0.721%	9.57%
AGO.	997.4998	--	--	1,089.32	0.587%	9.20%	1,194.68	0.682%	9.67%
SEPT.	1,005.83	0.836%	--	1,095.90	0.604%	8.95%	1,202.97	0.694%	9.77%
OCT.	1,014.16	0.828%	--	1,104.93	0.824%	8.95%	1,211.45	0.705%	9.64%
NOV.	1,022.25	0.797%	--	1,114.25	0.843%	9.00%	1,219.67	0.678%	9.46%
DIC.	1,031.02	0.858%	--	1,123.52	0.832%	8.97%	1,227.68	0.657%	9.27%

MES	2004			2005			2006		
	VR. UNIDAD	Rentab. efectiva mes	Rentab. últimos 12M.	VR. UNIDAD	Rentab. efectiva mes	Rentab. últimos 12M.	VR. UNIDAD	Rentab. efectiva mes	Rentab. últimos 12M.
ENE.	1,235.79	0.661%	9.13%	1,351.69	0.948%	9.38%	1,507.64	0.971%	11.54%
FEB.	1,243.95	0.660%	8.98%	1,369.43	1.312%	10.09%	1,512.89	0.348%	10.48%
MAR.	1,252.16	0.660%	8.84%	1,369.49	0.004%	9.37%	1,515.35	0.162%	10.65%
ABR.	1,260.43	0.660%	8.71%	1,381.25	0.859%	9.59%	1,513.07	-0.150%	9.54%
MAYO	1,269.13	0.690%	8.59%	1,391.49	0.741%	9.64%	1,514.53	0.096%	8.84%
JUN.	1,277.88	0.690%	8.47%	1,403.48	0.862%	9.83%	1,491.87	-1.496%	6.30%
JUL.	1,286.70	0.690%	8.44%	1,420.59	1.219%	10.41%	1,489.83	-0.137%	4.87%
AGO.	1,300.73	1.090%	8.88%	1,434.53	0.981%	10.29%	1,504.97	1.017%	4.91%
SEPT.	1,309.70	0.689%	8.87%	1,460.90	1.838%	11.54%	1,514.83	0.655%	3.69%
OCT.	1,321.27	0.884%	9.07%	1,472.13	0.769%	11.42%	1,523.72	0.587%	3.50%
NOV.	1,331.12	0.745%	9.14%	1,484.05	0.810%	11.49%	1,530.84	0.468%	3.15%
DIC.	1,338.99	0.591%	9.067%	1,493.14	0.612%	11.51%	1,536.97	0.400%	2.935%

MES	2007			2008			2009		
	VR. UNIDAD	Rentab. efectiva mes	Rentab. últimos 12M.	VR. UNIDAD	Rentab. efectiva mes	Rentab. últimos 12M.	VR. UNIDAD	Rentab. efectiva mes	Rentab. últimos 12M.
ENE.	1,543.32	0.413%	2.37%	1,632.31	0.64%	5.77%	1,780.79	1.01%	9.10%
FEB.	1,546.94	0.235%	2.25%	1,641.80	0.58%	6.13%	1,794.12	0.75%	9.28%
MAR.	1,552.14	0.336%	2.43%	1,651.86	0.61%	6.42%	1,811.54	0.97%	9.67%
ABR.	1,557.94	0.374%	2.97%	1,662.26	0.63%	6.70%	1,826.00	0.80%	9.85%
MAYO	1,565.52	0.487%	3.37%	1,674.00	0.71%	6.93%	1,846.53	1.12%	10.31%
JUN.	1,572.95	0.475%	5.44%	1,683.35	0.56%	7.02%	1,865.97	1.05%	10.85%
JUL.	1,579.67	0.427%	6.03%	1,695.43	0.72%	7.33%	1,865.11	-0.05%	10.01%
AGO.	1,586.34	0.423%	5.41%	1,711.16	0.93%	7.87%	1,862.61	-0.13%	8.85%
SEPT.	1,594.52	0.516%	5.26%	1,722.48	0.66%	8.03%	1,860.27	-0.13%	8.00%
OCT.	1,604.90	0.651%	5.33%	1,735.51	0.76%	8.14%	1,863.12	0.15%	7.35%
NOV.	1,613.56	0.540%	5.40%	1,749.60	0.81%	8.43%	1,872.43	0.50%	7.02%
DIC.	1,621.93	0.519%	5.53%	1,762.95	0.76%	8.695%	1,878.55	0.33%	6.56%

MES	2010			2011		
	VR. UNIDAD	Rentab. efectiva mes	Rentab. últimos 12M.	VR. UNIDAD	Rentab. efectiva mes	Rentab. últimos 12M.
ENE.	1,878.57	0.00%	5.49%	1,939.08	0.23%	3.22%
FEB.	1,884.83	0.33%	5.06%	1,945.74	0.34%	3.23%
MAR.	1,892.95	0.431%	4.49%	1,950.27	0.23%	3.03%
ABR.	1,897.60	0.245%	3.92%	1,954.68	0.23%	3.01%
MAYO	1,900.99	0.179%	2.95%	1,959.41	0.24%	3.07%
JUN.	1,907.96	0.367%	2.25%	1,965.76	0.32%	3.03%
JUL.	1,914.59	0.347%	2.65%	1,972.01	0.32%	3.00%
AGO.	1,915.98	0.073%	2.87%	1,978.56	0.33%	3.27%
SEPT.	1,920.31	0.226%	3.23%	1,985.49	0.35%	3.39%
OCT.	1,925.07	0.248%	3.32%	1,991.82	0.32%	3.47%
NOV.	1,929.23	0.217%	3.03%	1,997.84	0.30%	3.56%
DIC.	1,934.59	0.278%	2.98%	2,004.91	0.35%	3.63%



MES	2001					2002				
	VR. UNIDAD	Rentab. efec. Mes en \$US	Rentab. efec. mes en \$ (con dev.)	Rentab. últimos 12m en \$US	Rentab últimos 12 m en \$ (con dev.)	VR. UNIDAD	Rentab. efec. Mes en \$ US	Rentab. efec. mes en \$ (con dev.)	Rentab. últimos 12m en \$US	Rentab últimos 12 m en \$ (con dev.)
ENE.	--	--	--	--	--	101.6445	0.589%	-0.517%	--	--
FEB.	--	--	--	--	--	102.2391	0.585%	2.381%	--	--
MAR.	--	--	--	--	--	102.8371	0.585%	-1.387%	--	--
ABR.	--	--	--	--	--	103.4033	0.551%	1.182%	--	--
MAYO	--	--	--	--	--	104.0122	0.589%	2.633%	--	--
JUN.	--	--	--	--	--	104.6490	0.612%	3.955%	--	--
JUL.	--	--	--	--	--	105.3952	0.713%	10.683%	--	--
AGO.	--	--	--	--	--	106.2034	0.767%	3.337%	--	--
SEPT.	100.2730	0.391%	0.834%	--	--	106.8999	0.656%	6.132%	6.61%	30.31%
OCT.	100.5365	0.263%	0.832%	--	--	107.5127	0.573%	-1.969%	6.94%	28.68%
NOV.	100.7845	0.247%	0.754%	--	--	108.0020	0.455%	0.658%	7.16%	29.53%
DIC.	101.0494	0.263%	0.492%	--	--	108.4549	0.419%	3.326%	7.33%	34.20%

MES	2003					2004				
	VR. UNIDAD	Rentab. efec. Mes en \$US	Rentab. efec. mes en \$ (con dev.)	Rentab. últimos 12m en \$US	Rentab últimos 12 m en \$ (con dev.)	VR. UNIDAD	Rentab. efec. Mes en \$ US	Rentab. efec. mes en \$ (con dev.)	Rentab. últimos 12m en \$US	Rentab últimos 12 m en \$ (con dev.)
ENE.	108.8925	0.403%	3.048%	7.13%	39.01%	112.4287	0.374%	-0.077%	3.25%	-3.24%
FEB.	109.3361	0.407%	1.009%	6.94%	37.13%	112.8760	0.398%	-0.151%	3.24%	-6.33%
MAR.	109.7248	0.355%	0.365%	6.70%	39.58%	113.3026	0.378%	0.018%	3.26%	-6.52%
ABR.	110.0131	0.263%	-2.772%	6.39%	34.13%	113.7360	0.383%	-0.066%	3.38%	-5.24%
MAYO	110.3023	0.263%	-0.253%	6.05%	30.36%	114.3165	0.510%	0.285%	3.64%	-1.02%
JUNIO	110.5833	0.255%	-1.030%	5.67%	24.11%	114.9000	0.510%	-0.035%	3.90%	-0.44%
JULIO	110.8246	0.218%	2.434%	5.15%	14.86%	115.4411	0.471%	-0.234%	4.17%	-5.52%
AGO.	110.9849	0.145%	-1.478%	4.50%	9.50%	117.2487	1.566%	-0.806%	5.64%	-4.85%
SEP	111.1682	0.165%	2.120%	3.99%	5.36%	118.1316	0.753%	2.480%	6.26%	-4.56%
OCT	111.3973	0.206%	-0.146%	3.61%	7.32%	119.2884	0.979%	0.202%	7.08%	-4.39%
NOV	111.5830	0.167%	-1.295%	3.32%	5.24%	120.5616	1.067%	-2.704%	8.05%	-5.55%
DIC	112.0098	0.382%	-1.572%	3.28%	0.25%	120.6416	0.066%	-2.638%	7.71%	-6.49%

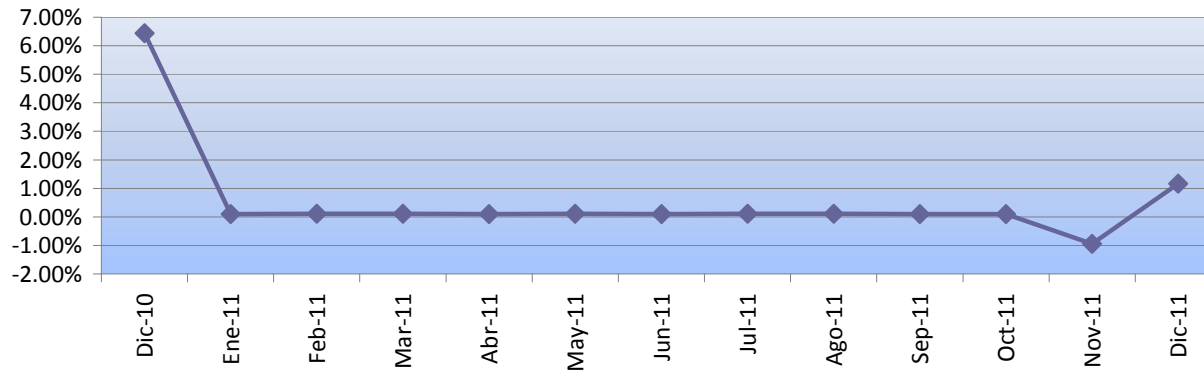
MES	2005					2006				
	VR. UNIDAD	Rentab. efec. Mes en \$ US	Rentab. efec. mes en \$ (con dev.)	Rentab. últimos 12m en \$US	Rentab últimos 12 m en \$ (con dev.)	VR. UNIDAD	Rentab. efec. Mes en \$ US	Rentab. efec. mes en \$ (con dev.)	Rentab. últimos 12m en \$US	Rentab últimos 12 m en \$ (con dev.)
ENE.	120.2200	-0.349%	-2.181%	6.93%	-7.68%	127.7555	0.343%	-0.391%	6.27%	1.69%
FEB.	120.9172	0.580%	-1.273%	7.12%	-7.18%	127.9698	0.168%	-0.640%	5.83%	2.35%
MAR.	116.6952	-3.492%	-1.303%	2.99%	-8.61%	127.5261	-0.347%	1.545%	9.28%	5.30%
ABR.	120.2697	3.063%	1.692%	5.74%	-6.32%	127.9782	0.355%	4.110%	6.41%	7.81%
MAYO	123.0238	2.290%	1.763%	7.62%	-7.87%	127.7631	-0.168%	4.318%	3.85%	10.51%
JUNIO	125.3029	1.853%	1.809%	9.05%	-5.80%	126.8786	-0.692%	5.337%	1.26%	14.34%
JULIO	124.7359	-0.453%	-1.323%	8.05%	-4.40%	128.6606	1.404%	-6.572%	3.15%	8.26%
AGO.	125.2909	0.445%	0.135%	6.86%	-3.49%	129.4141	0.586%	-0.630%	3.29%	7.43%
SEP.	126.8645	1.256%	0.611%	7.39%	-5.25%	130.1573	0.574%	0.590%	2.60%	7.41%
OCT.	124.9718	-1.492%	-1.493%	4.76%	-6.86%	130.8896	0.563%	-2.864%	4.74%	5.92%
NOV.	126.7793	1.446%	0.758%	5.16%	-3.54%	131.3148	0.325%	-0.323%	3.58%	4.78%
DIC.	127.3190	0.426%	0.790%	5.53%	-0.14%	131.9869	0.512%	-2.181%	3.67%	1.69%

MES	2007					2008				
	VR. UNIDAD	Rentab. efec. Mes en \$ US	Rentab. efec. mes en \$ (con dev.)	Rentab. últimos 12m en \$US	Rentab últimos 12 m en \$ (con dev.)	VR. UNIDAD	Rentab. efec. Mes en \$ US	Rentab. efec. mes en \$ (con dev.)	Rentab. últimos 12m en \$US	Rentab últimos 12 m en \$ (con dev.)
ENE.	132.3634	0.285%	1.223%	3.61%	3.34%	140.4000	1.162%	-2.610%	6.07%	-8.97%
FEB.	132.7580	0.298%	-1.282%	3.74%	2.67%	141.8564	1.037%	-3.960%	6.85%	-11.43%
MAR.	132.9742	0.163%	-1.360%	4.27%	-0.27%	142.6315	0.546%	-0.653%	7.26%	-10.79%
ABR.	133.6471	0.506%	-3.148%	4.43%	-7.22%	143.3022	0.470%	-1.810%	7.22%	-9.56%
MAYO	134.0856	0.328%	-8.229%	4.95%	-18.38%	144.4566	0.806%	-1.240%	7.73%	-2.68%
JUNIO	134.3770	0.217%	1.773%	5.91%	-21.14%	144.3856	-0.049%	10.210%	7.45%	5.39%
JULIO	134.5493	0.128%	0.700%	4.58%	-15.00%	144.4405	0.038%	-6.760%	7.35%	-2.42%
AGO.	135.5361	0.733%	11.021%	4.73%	-5.03%	145.6725	0.853%	8.730%	7.48%	-4.44%
SEP.	136.3938	0.633%	-6.312%	4.79%	-11.55%	146.6081	0.642%	13.270%	7.49%	15.53%
OCT.	137.3773	0.721%	-0.461%	4.96%	-9.37%	153.4570	4.672%	13.570%	11.70%	31.82%
NOV.	137.7663	0.283%	3.342%	4.91%	-6.03%	155.8335	1.549%	-0.238%	13.11%	27.26%
DIC.	138.7873	0.741%	-1.490%	5.15%	-5.37%	158.7021	1.841%	-1.430%	14.35%	27.34%

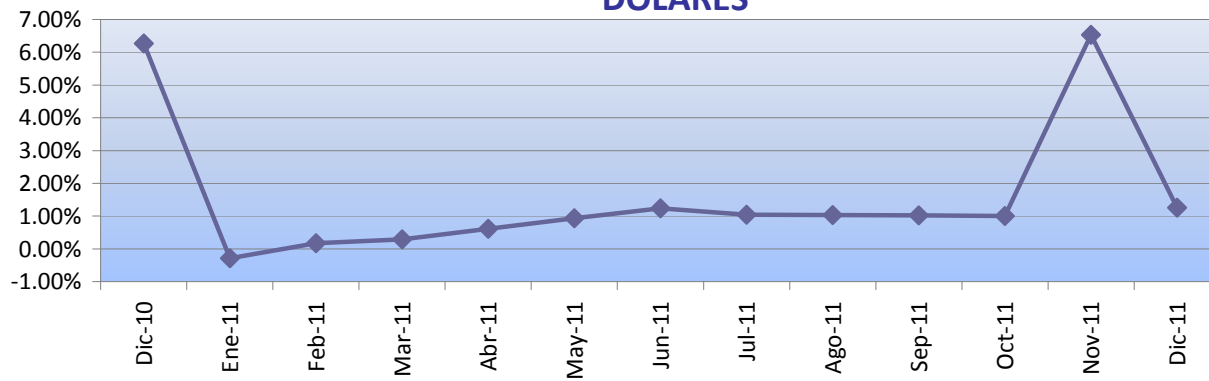
MES	2009					2010				
	VR. UNIDAD	Rentab. efec. Mes en \$ US	Rentab. efec. mes en \$ (con dev.)	Rentab. últimos 12m en \$US	Rentab últimos 12 m en \$ (con dev.)	VR. UNIDAD	Rentab. efec. Mes en \$ US	Rentab. efec. mes en \$ (con dev.)	Rentab. últimos 12m en \$US	Rentab últimos 12 m en \$ (con dev.)
ENE.	160.5436	1.160%	9.126%	14.35%	42.69%	142.4491	-0.310%	-3.330%	-11.27%	-27.33%
FEB.	161.7708	0.764%	6.410%	14.04%	58.10%	141.9533	-0.348%	-2.860%	-12.25%	-33.66%
MAR.	163.5575	1.104%	1.315%	14.67%	61.23%	141.9509	-0.002%	-0.195%	-13.21%	-34.65%
ABR.	164.7197	0.711%	-9.960%	14.95%	47.85%	141.6406	-0.219%	1.911%	-14.01%	-26.03%
MAYO	165.9526	0.748%	-5.810%	14.88%	41.01%	141.3339	-0.217%	-0.125%	-14.83%	-21.56%
JUNIO	166.7516	0.481%	1.327%	15.49%	29.64%	141.0573	-0.196%	-2.984%	-15.41%	-24.90%
JULIO	162.5008	-2.549%	-7.754%	12.50%	28.27%	141.4809	0.300%	-3.555%	-12.94%	-21.48%
AGO.	157.1540	-3.290%	-3.686%	7.88%	13.62%	141.6460	0.117%	-0.918%	-9.87%	-19.22%
SEP.	152.0622	-3.240%	-8.613%	3.72%	-8.33%	141.8082	0.115%	-1.195%	-6.74%	-12.67%
OCT.	144.4052	-5.035%	-1.488%	-5.90%	-20.48%	141.9747	0.117%	1.883%	-1.68%	-9.68%
NOV.	143.1466	-0.872%	-0.689%	-8.14%	-20.84%	133.3302	-6.089%	-1.714%	-6.86%	-10.61%
DIC.	142.8918	-0.178%	2.159%	-9.96%	-17.96%	141.9083	6.434%	6.268%	-0.69%	-7.02%

MES	2011				
	VR. UNIDAD	Rentab. efec. Mes en \$ US	Rentab. efec. mes en \$ (con dev.)	Rentab. últimos 12m en \$US	Rentab últimos 12 m en \$ (con dev.)
ENE.	142.0439	0.096%	-2.833%	-0.28%	-6.54%
FEB.	142.1923	0.104%	2.129%	0.17%	-1.74%
MAR.	142.3558	0.115%	-0.735%	0.29%	-2.27%
ABR.	142.5002	0.101%	-5.825%	0.61%	-9.69%
MAYO	142.6517	0.106%	2.889%	0.93%	-6.96%
JUNIO	142.7987	0.103%	-1.945%	1.23%	-5.97%
JULIO	142.9504	0.106%	-0.025%	1.04%	-2.52%
AGO.	143.1049	0.108%	0.437%	1.03%	-1.19%
SEP.	143.2519	0.103%	7.479%	1.02%	7.48%
OCT.	143.3986	0.102%	-2.618%	1.00%	1.00%
NOV.	142.0378	-0.949%	4.587%	6.53%	9.32%
DIC.	143.6975	1.168%	-0.090%	1.26%	2.78%

RENDIMIENTO MENSUAL FONDO DE AHORRO EN DÓLARES



RENDIMIENTO ÚLTIMOS 12 MESES FONDO DE AHORRO EN DÓLARES



MES	2007	
	Rentab. efectiva mes	Rentab. últimos 12M.
NOV.	0.780%	4.64%
DIC.	0.560%	4.60%

MES	2008		2009		2010		2011	
	Rentab. efectiva mes	Rentab. últimos 12M.	Rentab. efectiva mes	Rentab. últimos 12M.	Rentab. efectiva mes	Rentab. últimos 12M.	Rentab. efectiva mes	Rentab. últimos 12M.
ENERO	0.758%	4.94%	1.208%	9.97%	0.371%	8.44%	0.285%	4.93%
FEBRERO	0.350%	5.27%	0.917%	10.59%	0.479%	7.97%	0.271%	4.71%
MARZO	0.700%	5.50%	1.147%	11.08%	0.520%	7.30%	0.294%	4.48%
ABRIL	0.579%	5.76%	0.694%	11.21%	0.452%	7.04%	0.262%	4.28%
MAYO	0.834%	6.74%	0.930%	11.32%	0.291%	6.37%	0.378%	4.37%
JUNIO	0.605%	6.62%	0.910%	11.65%	0.430%	5.86%	0.322%	4.26%
JULIO	0.608%	6.66%	0.45%	11.48%	0.58%	6.00%	0.437%	4.11%
AGOSTO	0.875%	6.74%	0.458%	11.01%	0.493%	6.03%	0.523%	4.15%
SEPTIEMBRE	0.997%	8.61%	0.251%	10.19%	0.333%	6.12%	0.476%	4.29%
OCTUBRE	0.934%	8.92%	0.577%	9.81%	0.351%	5.88%	0.470%	4.42%
NOVIEMBRE	0.859%	9.01%	0.898%	9.85%	0.301%	5.26%	0.485%	4.61%
DICIEMBRE	0.997%	9.48%	0.537%	9.35%	0.312%	5.02%	0.487%	4.79%

